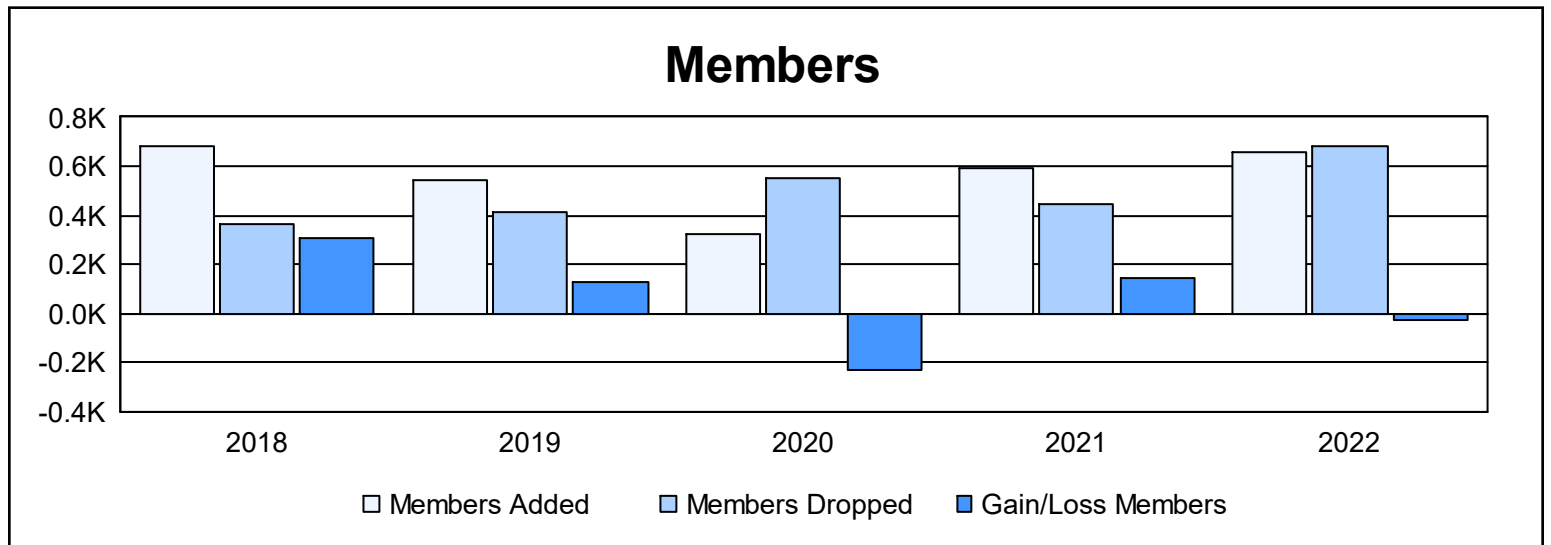
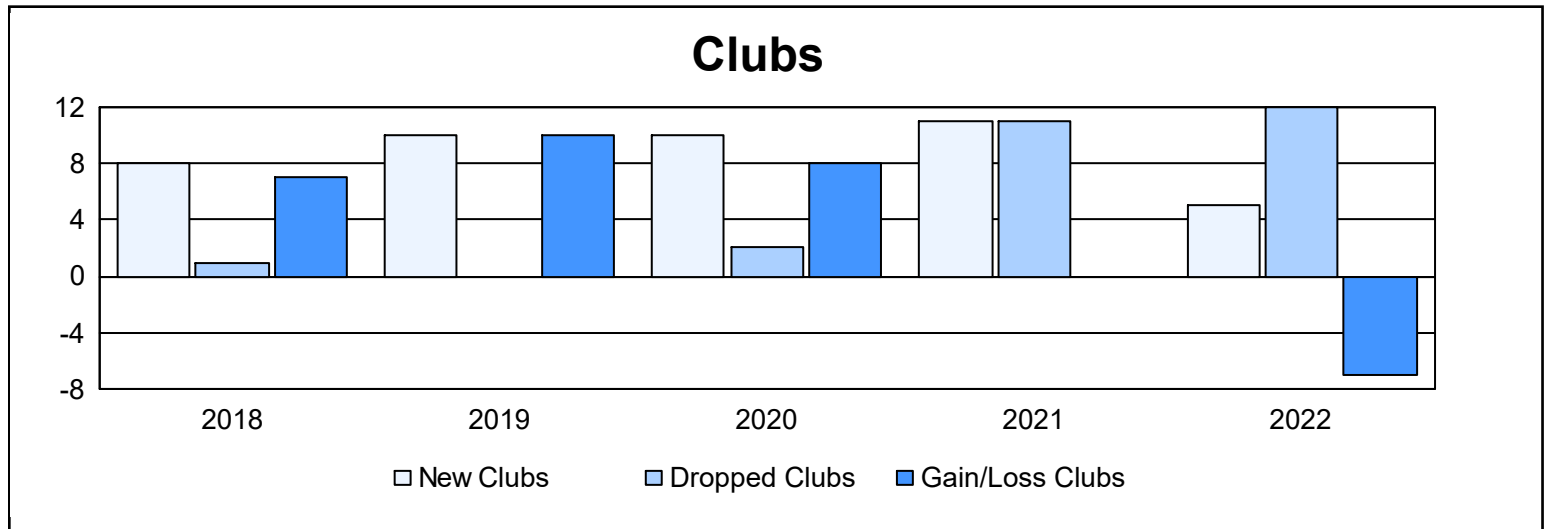
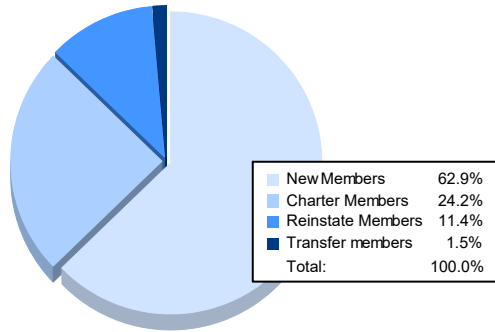


| Year | New Clubs | Dropped Clubs | Gain/ Loss Clubs | New Members | Charter Members | Reinstate Members | Transfer Members | Total Member Added | Total Members Dropped | Gain/ Loss Members |
|----------------|-----------|---------------|------------------|-------------|-----------------|-------------------|------------------|--------------------|-----------------------|--------------------|
| 2017-2018 | 8 | 1 | 7 | 441 | 208 | 19 | 10 | 678 | 368 | 310 |
| 2018-2019 | 10 | 0 | 10 | 194 | 315 | 32 | 2 | 543 | 416 | 127 |
| 2019-2020 | 10 | 2 | 8 | 89 | 197 | 39 | 0 | 325 | 554 | -229 |
| 2020-2021 | 11 | 11 | 0 | 327 | 240 | 15 | 12 | 594 | 449 | 145 |
| 2021-2022 | 5 | 12 | -7 | 415 | 160 | 75 | 10 | 660 | 685 | -25 |
| Average | 9 | 5 | 4 | 293 | 224 | 36 | 7 | 560 | 494 | 66 |



Membership Composition June 2022 Cumulative



Gender Composition June 2022 Cumulative

